

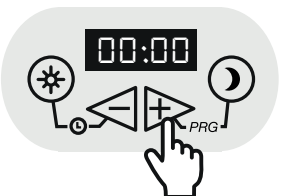
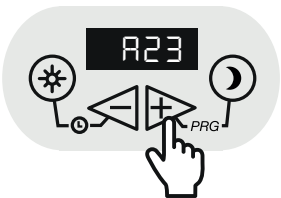
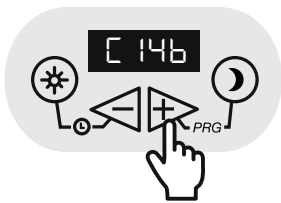

## ECOHR Status Check Function

The ECOHR has a function that allows you check the current status of the heater. This function allows you to see what temperature the heater is currently measuring the room to be, the current core temperature, the air temperature at the grille, the percentage of charge the heater tried to take last period and how long the balancing element has been used for during the last on peak time.

To check the current Status :

Press and Release the sun ☀️ and the moon 🌙

buttons together. The display will now show the current room temperature that the sensor is measuring.



Now Press and Release the plus ➤ button to see the current Core temperature.

Now Press and Release the plus ➤ button to see the current Air temperature at the grille.

Now Press and Release the plus ➤ button to see the amount of the last charge percentage the heater did.

Now Press and Release the plus ➤ button to see how long the balancing element has been on during the last 24hrs.